

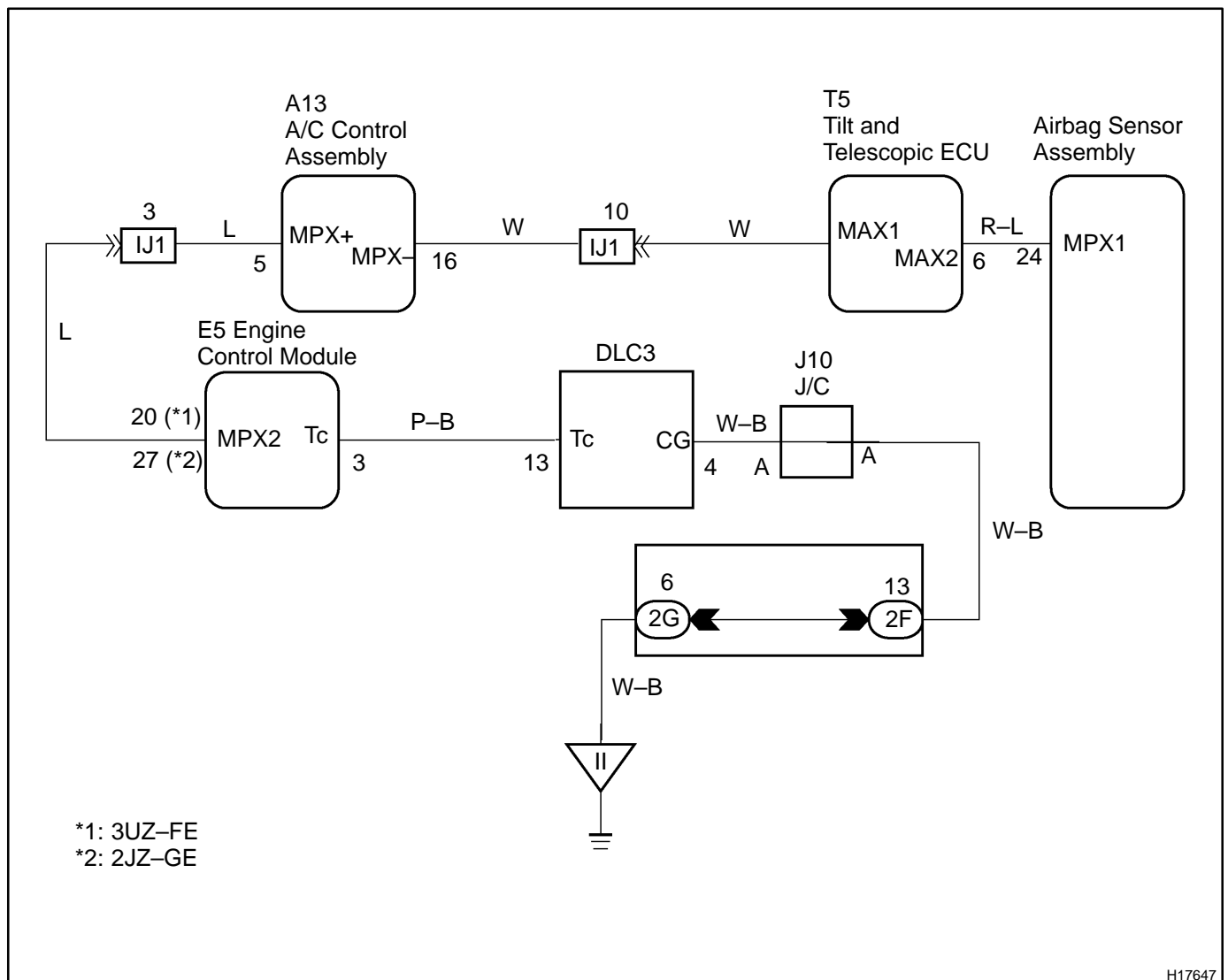
Tc Terminal Circuit

CIRCUIT DESCRIPTION

By connecting terminals Tc and CG of the DLC3 the airbag sensor assembly is set in the DTC output mode. The DTCs are displayed by blinking the SRS warning light.

The signal passes the engine ECU and is input to the airbag sensor assembly via multiplex communication system.

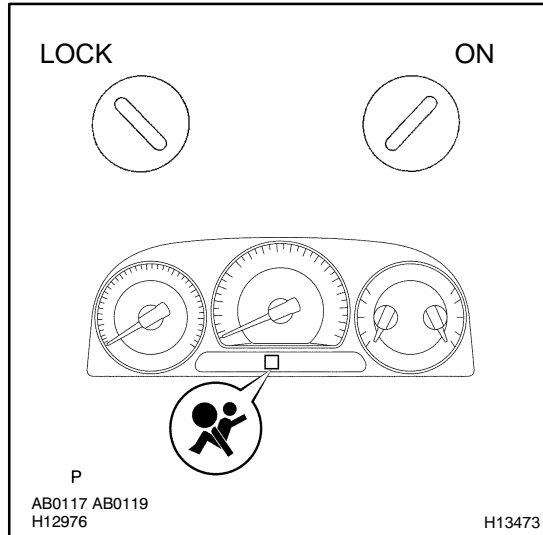
WIRING DIAGRAM



INSPECTION PROCEDURE

If the DTC is not displayed, do the following troubleshooting.

1 Does SRS warning light light up for approx. 6 seconds?

**PREPARATION:**

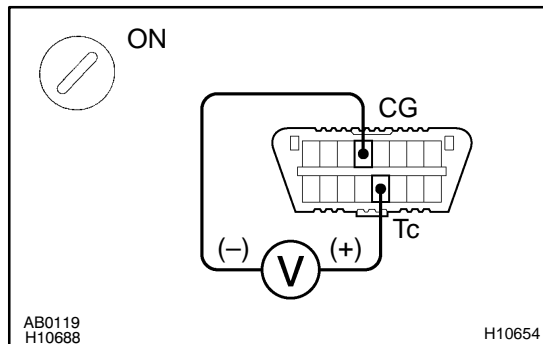
Check operation of the SRS warning light after ignition switch is turned from LOCK position to ON position.

NO

Check SRS warning light system (See page [DI-824](#)).

YES

2 Check voltage between terminals Tc and CG of DLC3.

**PREPARATION:**

Turn the ignition switch to ON.

CHECK:

Measure the voltage between terminals Tc and CG of DLC3.

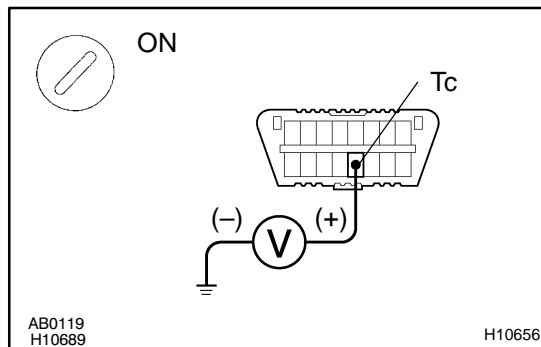
OK:

Voltage: 10 – 14 V

OK

Go to step 4.

NG

3 Check voltage between terminal Tc of DLC3 and body ground.**CHECK:**

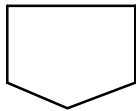
Measure the voltage between terminal Tc of DLC3 and body ground.

OK:

Voltage: 10 – 14 V

OK

Check or repair harness between terminal CG of DLC3 and body ground.

NG**4 Check multiplex communication system (See page [BE-3](#)).****5 Check airbag sensor assembly.****CHECK:**

Check the DTC (See page [DI-650](#)).

OK:

DTC is output.

NG

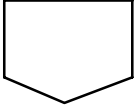
Replace airbag sensor assembly.

OK

From the results of the above inspection, the malfunctioning part can now be considered normal. To make sure of this, use simulation method to check.

If the DTC is displayed without a DTC check procedure, perform the following troubleshooting.

1	Check and repair wire harness between the engine ECU and DLC3 (See Pub. No. RM753E on page DI section).
---	---



2	Is DTC output again?
---	----------------------

CHECK:

- (a) Turn the ignition switch to LOCK, and wait at least for 20 seconds.
- (b) Turn the ignition switch to ON, and wait at least for 20 seconds.
- (c) Check SRS warning light.

YES

Replace airbag sensor assembly.

NO

From the results of the above inspection, the malfunctioning part can now be considered normal. To make sure of this, use simulation method to check.